



ibrams Xinet MAM Connector

August 2009, Thomas Meyer
tmeyer@vatotec.ch



About us



Vatotec AG
Giblenstrasse 50
8049 Zürich
Switzerland
Tel. 043 311 54 83
www.vatotec.ch
info@vatotec.ch

XINET
AUTHORIZED INTEGRATOR

Swiss integrator since 2007

iBranns[®]
INTEGRATED BRAND MANAGEMENT SOLUTION

Swiss integrator since 2008

Ask Thomas Meyer or
Valentin Guggiana



Our Brands



Digital Asset Management
Since 2007 Authorized Integrator
for Switzerland,
Experience for more than 10 years



Digital Asset Management Products
Since 2007 Authorized Partner
for Switzerland,
since 2001 affiliated



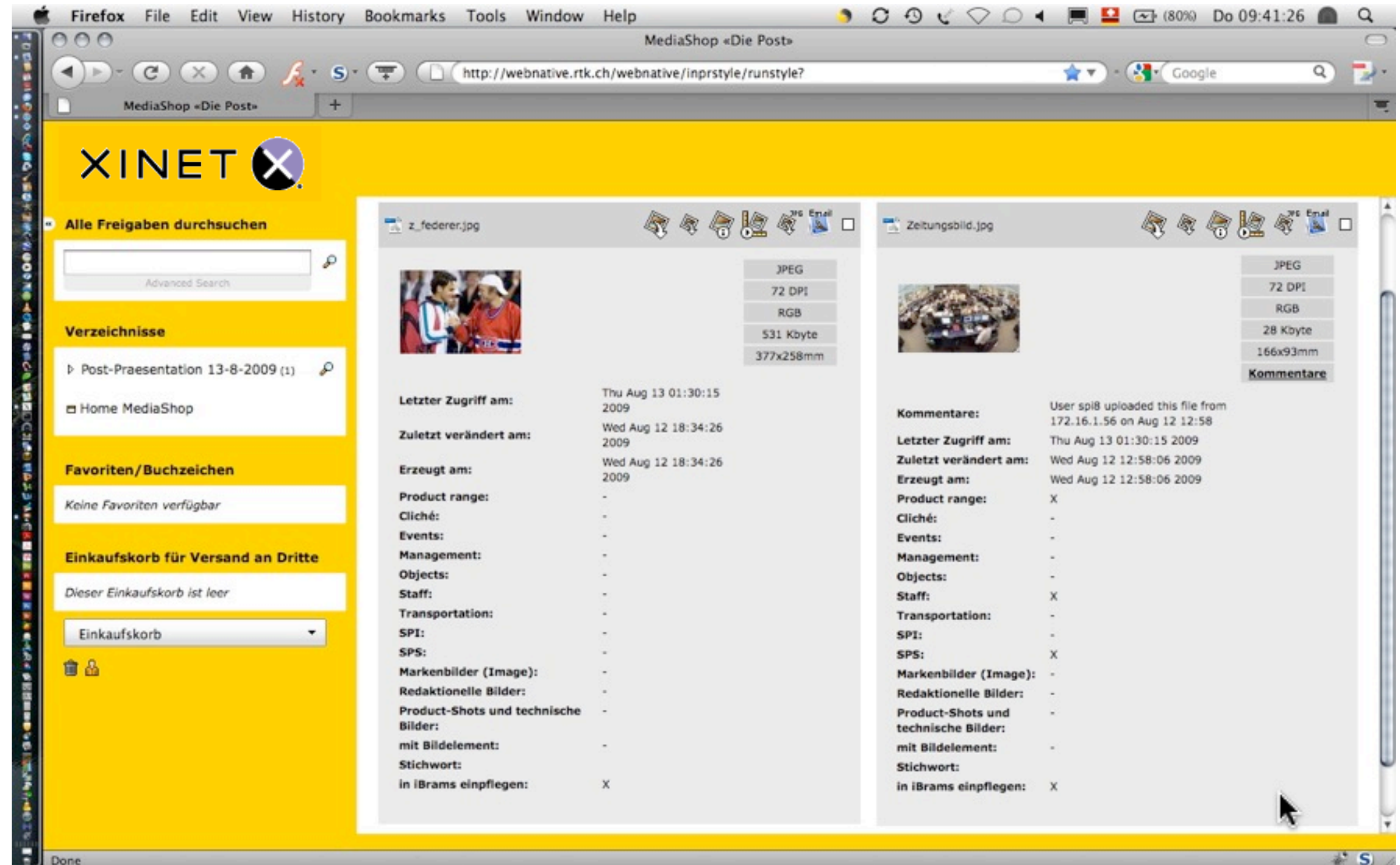
Web to Print
Since 2008 Integrator for Switzerland,
Developer of the Xinet-MAM Connector



Create or use a WebNative User



- Use a WebNative User, add images and metadata
- Create a useful structure with not more than 6 levels...



Create a keyword to filter your assets for iBrams



- Use a checkbox keyword to determine whether an asset should be available in iBrams and WebNative or not
- In this example we use keyword 335

WebNative Admin (nativeadmin) - 8.03
https://services.rtk.ch/webnative/userperms

XINET ADMINISTRATION

Users | Volumes | Groups | Styles | Plugins | Database | Data Fields | Templates | UserPerms | Actions | Logs

Data Fields | New Data Field | Edit Data Fields | Add Data Field Set | Edit Data Field Set

Change User Help

Edit Data Fields:

Data Field Set: All

Name: in iBrams available

New Name: in iBrams available

Description:

Not a legal XML name.

Localized Name Variable: lang.keyword335

Field Type: Boolean

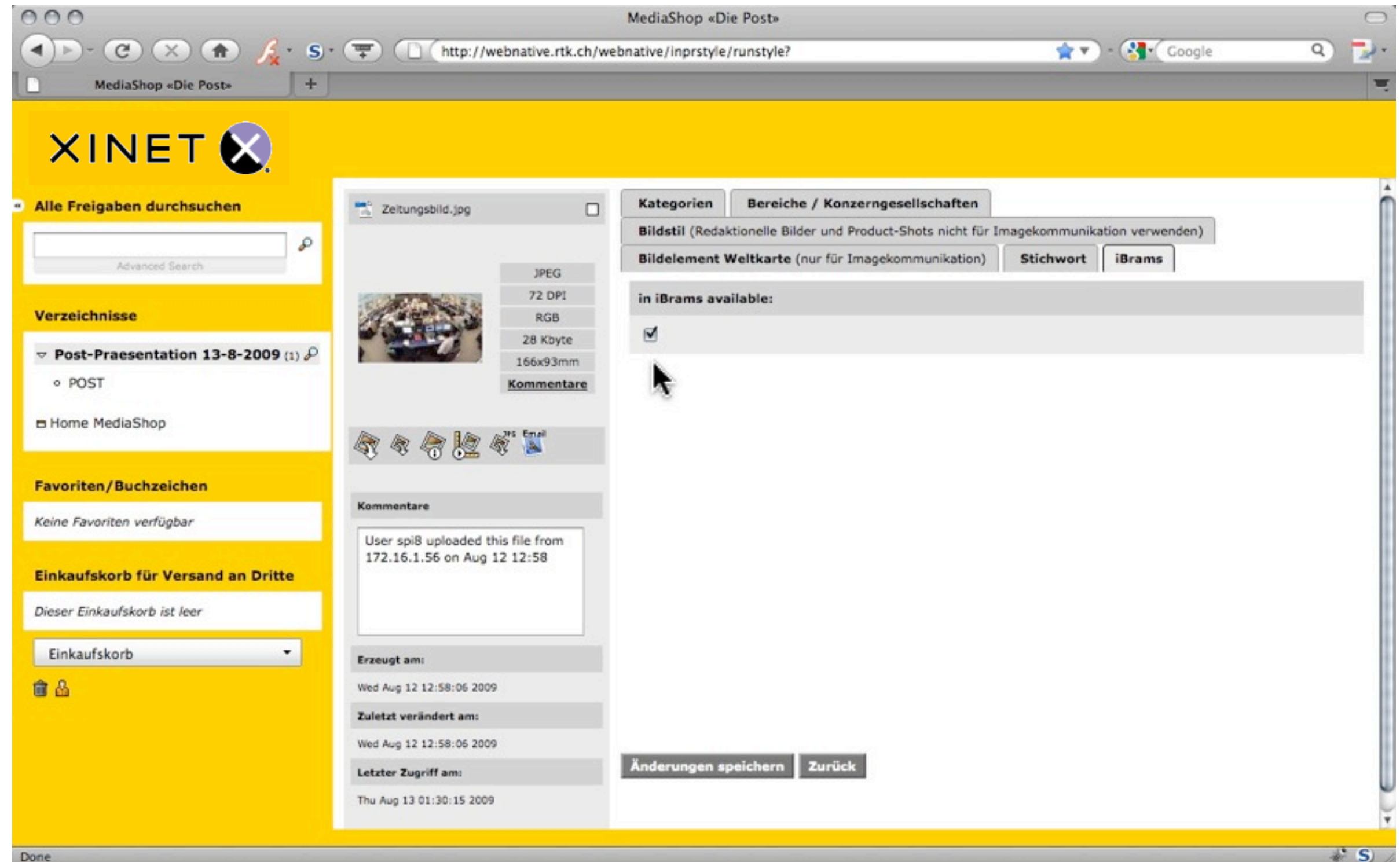
Display Type: Check Box

Save Delete

Make the asset available



- Check the keyword in WebNative for availability in WebNative



Add the metadata fields before importing in iBrams



- Create the same types of metadata fields before importing

Field name	Data type	Comment	
Produkt	Pulldown		
Jamadu2	Pulldown		
Hauptbild mit Metadaten	Pulldown		
IWC Headlines Portugies	Pulldown		
IWC Subheadlines Portugieser	Pulldown		
IWC Copytext Portugies	Pulldown		
IWC Tech Beschrieb Portug	Pulldown		
IWC Headline Aquatimer	Pulldown		
IWC Copytext Aquatimer	Pulldown		
IWC Subheadline Aquatimer	Pulldown		
IWC Tech Beschrieb Aqua	Pulldown		
Handy	Pulldown		
Handybeschrieb	Pulldown		
Test von Fredy	Pulldown		
Product range	Checkbox		
Cliché	Checkbox		
Events	Checkbox		
Objects	Checkbox		
Management	Checkbox		
Staff	Checkbox		

Add the metadata fields before import

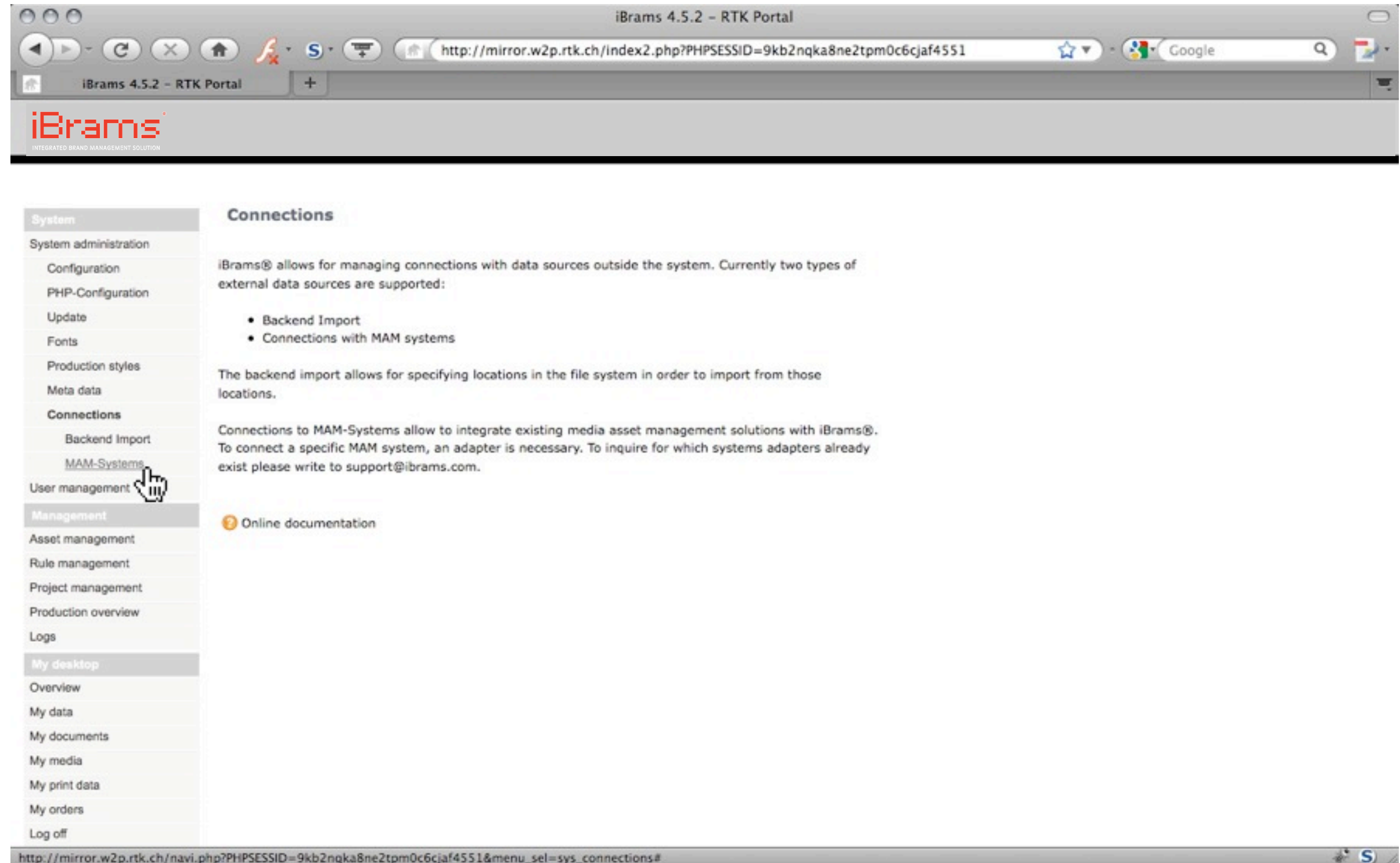


- Use: xinet_keyword123 as convention to identify the keywords and name them accordingly

In iBrams configure the MAM Connector



- in iBrams configure the 'Connection' for MAM-Systems
- You may add multiple connection
- Create a user in WebNative that represents the export best



Configure the MAM Connections



- You may add multiple connections and turn them on or off.
- Scheduled means, its either hourly or every n minutes iBrams grabs the latest data from the WebNative Server.
- Default is once per hour

The screenshot shows the iBrams 4.5.2 - RTK Portal interface. The browser address bar shows the URL: http://mirror.w2p.rtk.ch/index2.php?PHPSESSID=9kb2nqka8ne2tpm0c6cjaf4551. The page title is "iBrams 4.5.2 - RTK Portal". The main content area is titled "Configuration - MAM Connections" and features a "New" button and a table of connections.

Scheduled	Connection	Type	Status	Options
<input type="checkbox"/>	apollo spiB	Xinet		
<input type="checkbox"/>	test www.webnative.ch	Xinet		

MAM Connection properties



- This is the configuration
- The Interface we use is http or https
- So no special ports must be configured
- WebNative and iBrams Server may live remote, of course the speed to transfer images decreases

The screenshot shows a web browser window titled "iBrams 4.5.2 - RTK Portal" with the URL "http://mirror.w2p.rtk.ch/index2.php?PHPSESSID=9kb2nqka8ne2tpm0c6cjaf4551". The page displays the "Configuration - MAM Connections - Edit connection 'test www.webnative.ch'" interface. On the left is a navigation menu with categories like System, Management, and My desktop. The main content area is titled "Connection properties" and contains the following fields:

- Connection name: test www.webnative.ch
- Connection type: Xinet
- Description: Testverbindung zu www.webnative.ch
- Configuration:

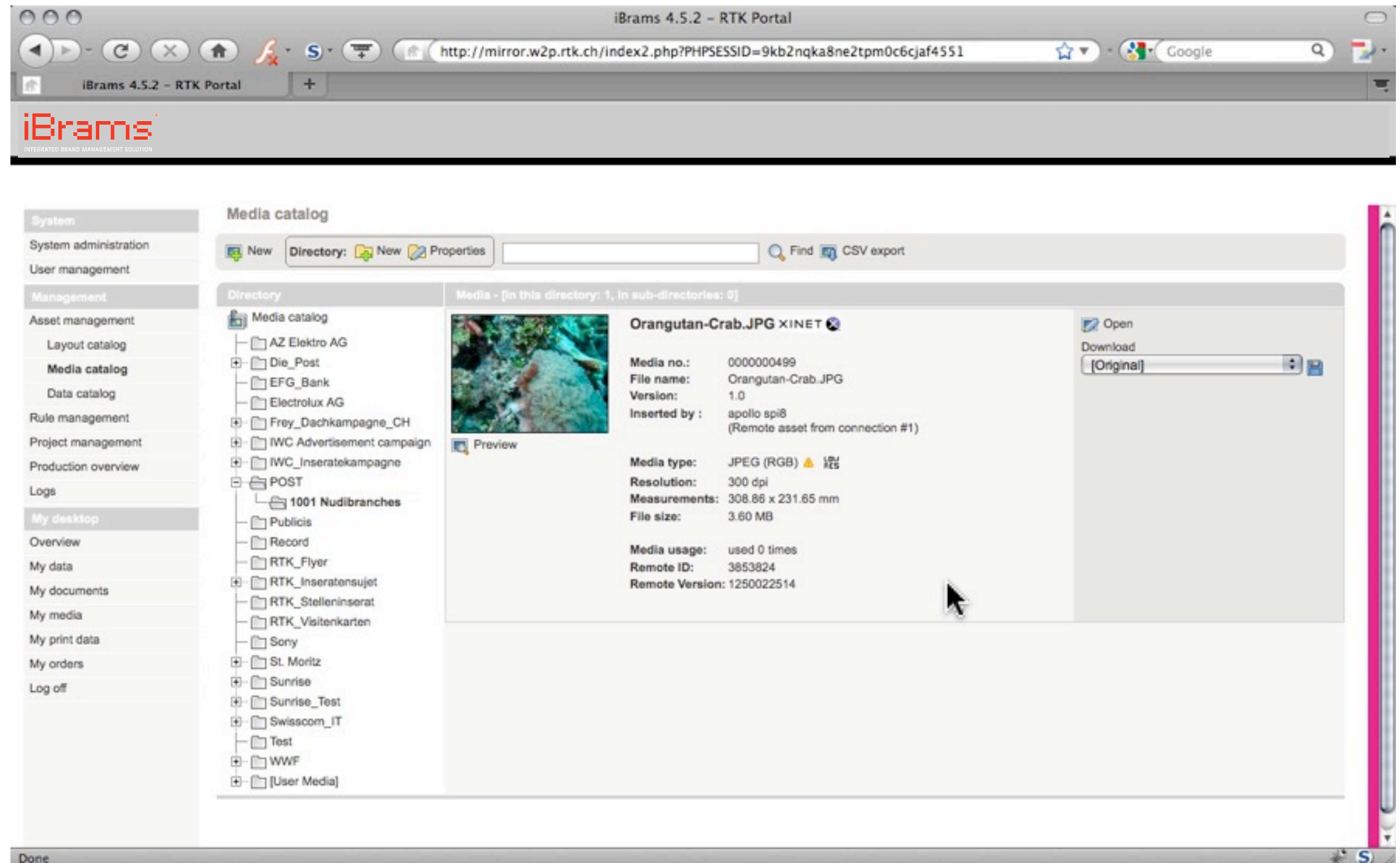
```
username = "username"
password = "password"
baseurl = "https://www.webnative.ch/webnative/plugins/ibrans"
filter = "335"
```

At the bottom right of the configuration area, there are "Save" and "Cancel" buttons. The browser's status bar at the bottom shows "Done".

MAM Connection transfers all data



- Transferred data is:
- Preview
- FPO
- Highres
- Metadata
- All data may be used in iBrams
- Filtering in iBrams may apply



Metadata is transferred



- All metadata is transferred to the iBrams
- Keywords must exist before import

The screenshot shows the iBrams 4.5.2 - RTK Portal interface. The browser address bar displays the URL: <http://mirror.w2p.rtk.ch/index2.php?PHPSESSID=9kb2nqka8ne2tpm0c6cjaf4551>. The page title is "iBrams 4.5.2 - RTK Portal". The main content area is titled "Edit medium ('Orangutan-Crab.JPG')". Below the title, there are buttons for "Preview", "Check out", "Check in", and "Image croppings". A small image of an orangutan is visible. The "Meta data" section contains the following items:

Meta data	Checkbox
Product range:	<input type="checkbox"/>
Cliché:	<input type="checkbox"/>
Events:	<input type="checkbox"/>
Objects:	<input type="checkbox"/>
Management:	<input type="checkbox"/>
Staff:	<input type="checkbox"/>
Transportation:	<input type="checkbox"/>
SPi:	<input type="checkbox"/>
SPS:	<input type="checkbox"/>
Markenbilder (Image):	<input checked="" type="checkbox"/>
Redaktionelle Bilder:	<input checked="" type="checkbox"/>
Product-Shots und technische Bilder:	<input type="checkbox"/>
mit Bildelement:	<input type="checkbox"/>
Stichwort:	Orang-Utan Crab

The status bar at the bottom left shows "Done".

Questions?



Vatotec AG
Giblenstrasse 50
8049 Zürich
Switzerland
Tel. 043 311 54 83
www.vatotec.ch
info@vatotec.ch

Ask Thomas Meyer or
Valentin Guggiana

tmeyer@vatotec.ch
Mobile: +41 79 602 93 12
SKYPE: tfmeyer

guggiana@vatotec.ch
Tel. +41 43 311 54 83
SKYPE: valentin.guggiana

